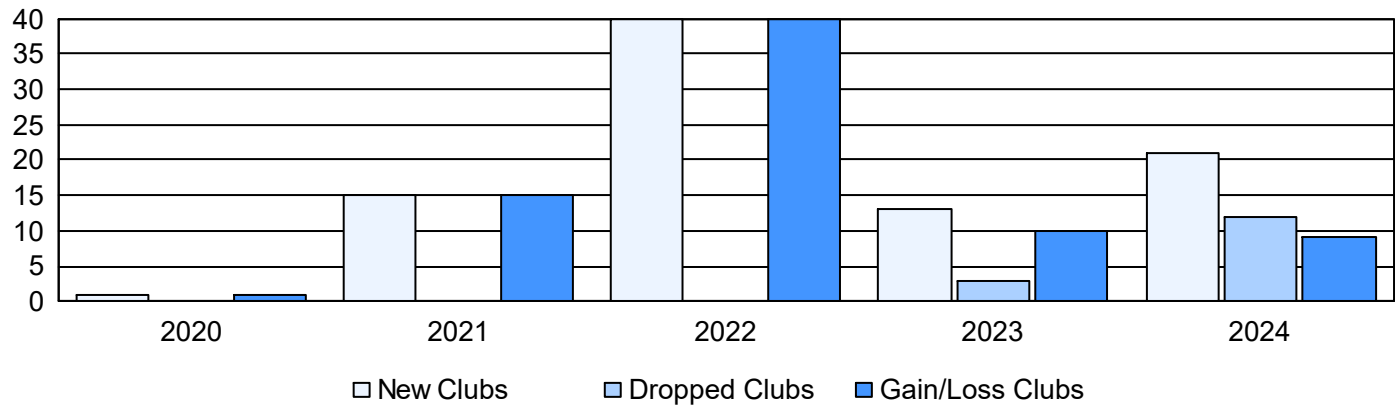
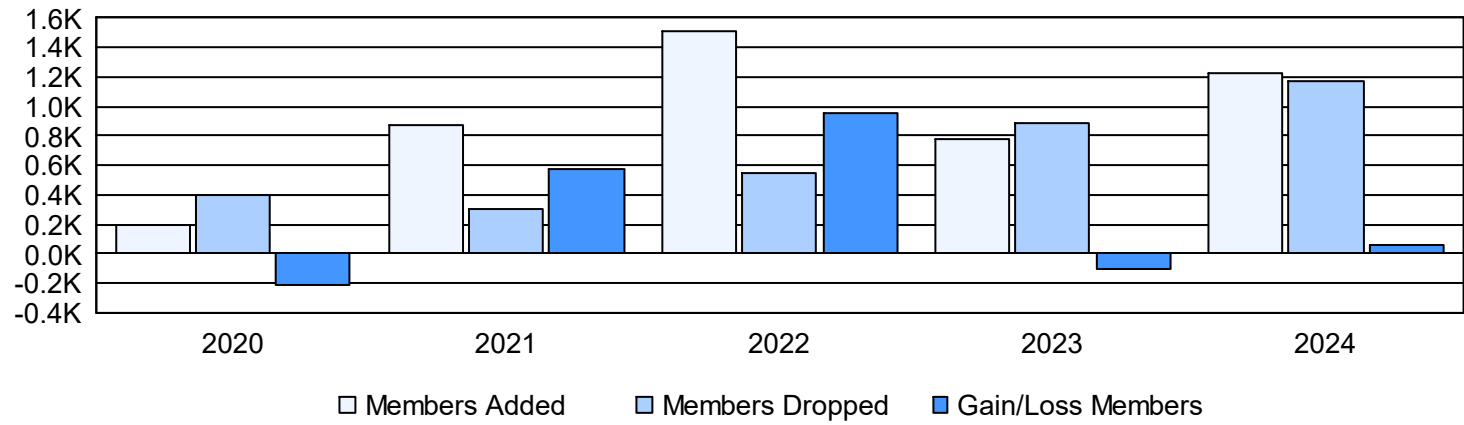


Year	New Clubs	Dropped Clubs	Gain/ Loss Clubs	New Members	Charter Members	Reinstate Members	Transfer Members	Total Member Added	Total Members Dropped	Gain/ Loss Members
2019-2020	1	0	1	153	29	11	0	193	403	-210
2020-2021	15	0	15	437	393	50	0	880	301	579
2021-2022	40	0	40	512	955	32	6	1,505	550	955
2022-2023	13	3	10	355	372	51	5	783	890	-107
2023-2024	21	12	9	534	486	192	12	1,224	1,169	55
Average	18	3	15	398	447	67	5	917	663	254

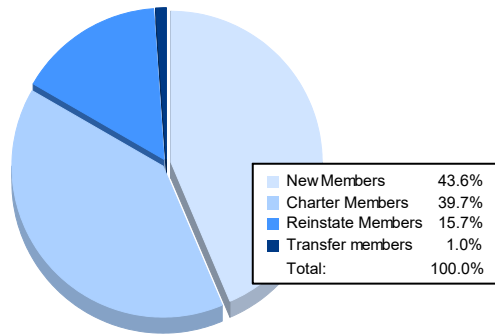
Clubs



Members



### Membership Composition June 2024 Cumulative



### Gender Composition June 2024 Cumulative

